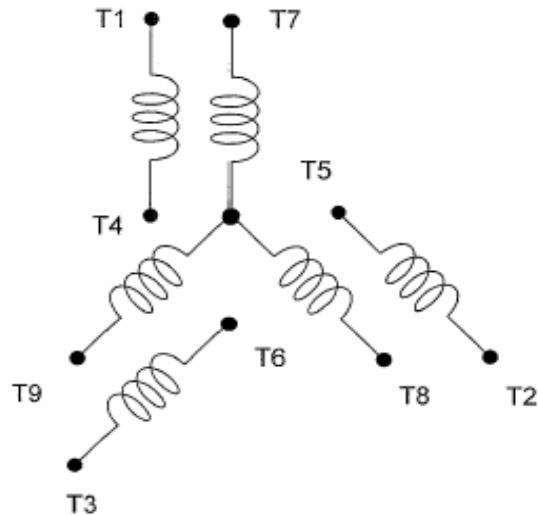


DATE:
December 22, 2010

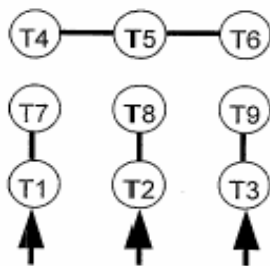
CONNECTION DIAGRAM

CATALOG NO.:
NP1/52

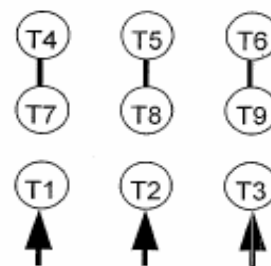


SCHEMATIC - 2Y/Y CONNECTION

ACROSS THE LINE CONNECTION



**LINE
190 VOLT CONNECTION**



**LINE
380 VOLT CONNECTION**